

Light Efficiency:

0 Lumen/Watt

Dominant Wavelength:

436nm

Output:

93.1lm

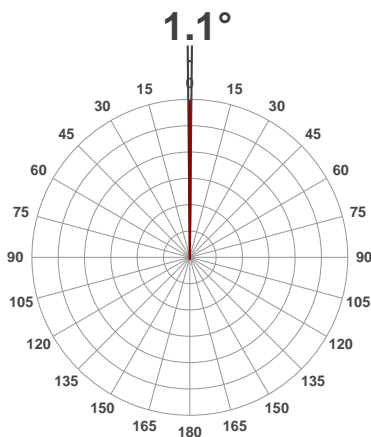
Power:

630W

Peak:

236995cd

Beam Angle



Product Name:

Platinum FLX

Test:

Beam UV color wheel

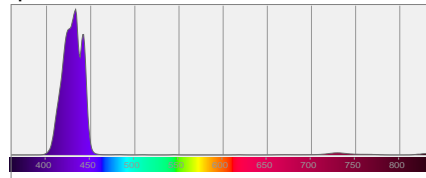
Zoom In

Date:

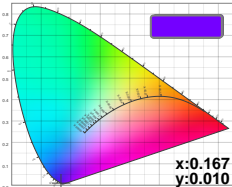
1/26/2018

Note:

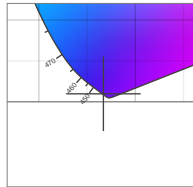
Spectral Distribution



Color Coordinates



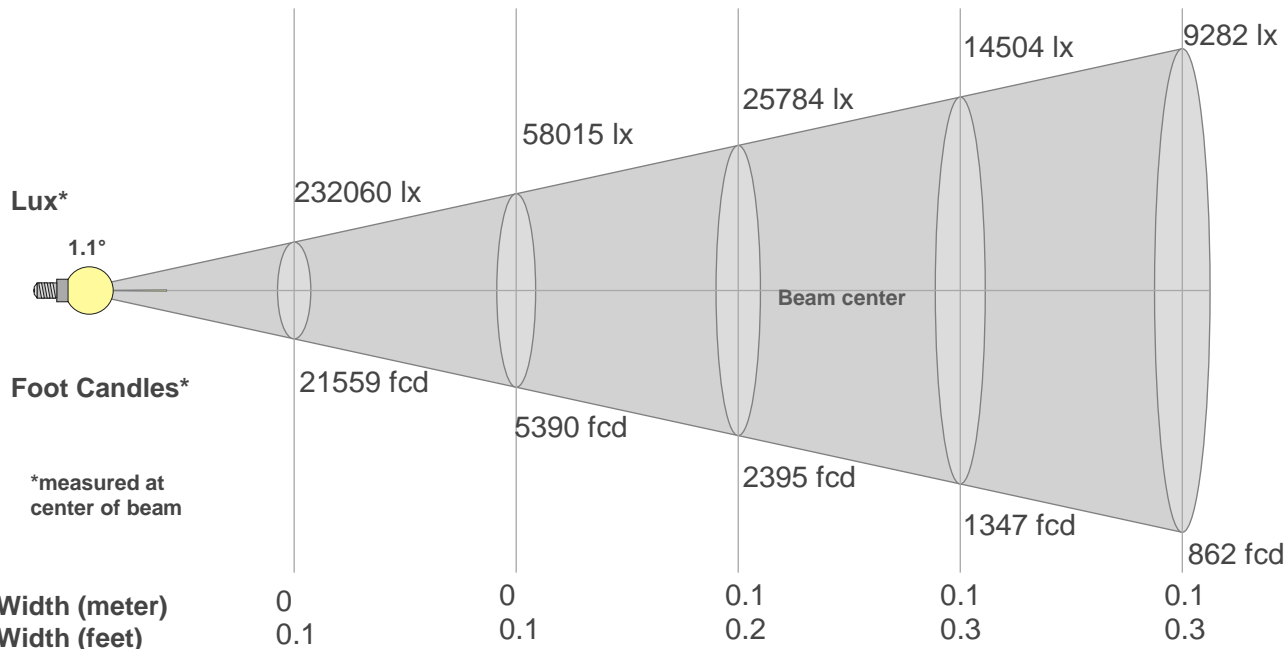
Zoom Color Point



Distance (meter)

Distance (feet)

1 3.3 2 6.6 3 9.8 4 13.1 5 16.4



Beam Angle 50%	Field Angle 10%	Cutoff Angle 2,5%	Intensity Ratio in 120° Cone	Intensity Ratio in 90° Cone
1.1°	1.9°	2.1°	99.9%	99.9%

Beam Intensities from 1-20m

m	1	2	3	4	5	6	7	8	9	10	11	12	13	14	15	16	17	18	19	20
ft	3.3	6.6	9.8	13.1	16.4	19.7	23	26.2	29.5	32.8	36.1	39.4	42.7	45.9	49.2	52.5	55.8	59.1	62.3	65.6
lx	232060	58015	25784	14504	9282	6446	4736	3626	2865	2321	1918	1612	1373	1184	1031	906	803	716	643	580
fcd	21559.1	5389.8	2395.5	1347.4	862.4	598.9	440	336.9	266.2	215.6	178.2	149.7	127.6	110	95.8	84.2	74.6	66.5	59.7	53.9